

# LEARNING WITH MARI - GUÍA DE INGLÉS CONVERSACIONAL 2

## INTRODUCCIÓN

¡Hola! Soy Mari y te doy la bienvenida a **Learning with Mari**.

Esta guía está diseñada para que aprendas inglés de forma práctica y conversacional. No vamos a memorizar reglas aburridas, vamos a hablar desde el primer día sobre situaciones reales que necesitarás en tu vida: buscar trabajo, viajar, conocer gente nueva, y mucho más.

### ¿Cómo funciona?

- Cada fin de semana durante 3 meses trabajaremos 1 tema nuevo
- Aprenderás gramática esencial (sólo lo necesario, ¡nada complicado!)
- Practicarás con 3 ejercicios diseñados para que realmente uses el inglés
- Construirás tu vocabulario paso a paso

**Recuerda:** Equivocarse es parte del aprendizaje. ¡Vamos a pasarla bien mientras aprendemos!

### Contact

Ig, tiktok, youtube, facebook: @Mari.lagringa

Email: [marifreelance001@gmail.com](mailto:marifreelance001@gmail.com)

## Index

<b>INTRODUCCIÓN.....</b>	<b>1</b>
<b>Index.....</b>	<b>2</b>
<b>TOPIC 9: SHOPPING.....</b>	<b>4</b>
KEY VOCABULARY.....	4
USEFUL PHRASES.....	5
<b>ESSENTIAL GRAMMAR.....</b>	<b>5</b>
EXERCISE 1: COMPLETE.....	5
EXERCISE 2: COMPARE PRICES.....	6
EXERCISE 3: SHOPPING ROLE-PLAY.....	6
HOMEWORK.....	6
<b>TOPIC 10: GROCERY SHOPPING.....</b>	<b>7</b>
KEY VOCABULARY.....	7
USEFUL PHRASES.....	8
ESSENTIAL GRAMMAR.....	8
EXERCISE 1: SHOPPING LIST.....	8
EXERCISE 2: AT THE SUPERMARKET.....	9
EXERCISE 3: COUNTABLE OR UNCOUNTABLE?.....	9
HOMEWORK.....	9
<b>TOPIC 11: TALKING ABOUT FAMILY.....</b>	<b>10</b>
KEY VOCABULARY.....	10
USEFUL PHRASES.....	11
ESSENTIAL GRAMMAR.....	11
EXERCISE 1: COMPLETE WITH POSSESSIVES.....	11
EXERCISE 2: DESCRIBE YOUR FAMILY.....	12
EXERCISE 3: FAMILY TREE.....	12
HOMEWORK.....	12
<b>TOPIC 12: HOBBIES AND FREE TIME.....</b>	<b>13</b>
KEY VOCABULARY.....	13
USEFUL PHRASES.....	13
ESSENTIAL GRAMMAR.....	14
EXERCISE 1: FORM THE GERUND.....	14
EXERCISE 2: TALK ABOUT YOUR HOBBIES.....	14
EXERCISE 3: INTERVIEW.....	15
HOMEWORK.....	15
<b>TOPIC 13: JOB INTERVIEW BASICS - PART 1.....</b>	<b>15</b>

KEY VOCABULARY.....	15
USEFUL PHRASES.....	16
ESSENTIAL GRAMMAR.....	16
EXERCISE 1: ANSWER COMMON QUESTIONS.....	17
EXERCISE 2: DESCRIBE YOUR EXPERIENCE.....	17
EXERCISE 3: INTERVIEW ROLE-PLAY.....	18
HOMEWORK.....	18
<b>TOPIC 14: JOB INTERVIEW ADVANCED - PART 2.....</b>	<b>18</b>
KEY VOCABULARY.....	19
USEFUL PHRASES.....	19
ESSENTIAL GRAMMAR.....	19
EXERCISE 1: BEHAVIORAL QUESTIONS.....	20
EXERCISE 2: SALARY NEGOTIATION.....	20
EXERCISE 3: YOUR QUESTIONS FOR THE INTERVIEWER.....	21
HOMEWORK.....	21
<b>TOPIC 15: AT THE DOCTOR'S.....</b>	<b>22</b>
KEY VOCABULARY.....	22
USEFUL PHRASES.....	23
ESSENTIAL GRAMMAR.....	23
EXERCISE 1: MAKE AN APPOINTMENT.....	23
EXERCISE 2: DESCRIBE YOUR SYMPTOMS.....	24
EXERCISE 3: AT THE DOCTOR'S OFFICE.....	24
HOMEWORK.....	25
<b>TOPIC 16: EMERGENCY SITUATIONS.....</b>	<b>25</b>
KEY VOCABULARY.....	25
USEFUL PHRASES.....	25
ESSENTIAL GRAMMAR.....	26
EXERCISE 1: EMERGENCY CALL.....	27
EXERCISE 2: REPORT THESE SITUATIONS.....	27
EXERCISE 3: EMERGENCY ROLE-PLAYS.....	27
HOMEWORK.....	28

## TOPIC 9: SHOPPING

By the end of this lesson, you'll be able to shop for clothes and other items, ask about prices and sizes, and negotiate in stores.

### KEY VOCABULARY

Store:



Clothing:





### USEFUL PHRASES

- How much is this?
- Do you have this in a different size/color?
- Can I try this on?
- Where's the fitting room?
- I'll take it
- It's too expensive
- Do you accept credit cards?
- Can I get a receipt?
- Is this on sale?
- What's your return policy?

### ESSENTIAL GRAMMAR

#### *Comparatives and Superlatives*

<p><i>Comparative (comparing 2 things):</i></p> <ul style="list-style-type: none"><li>• Cheap - Cheaper</li><li>• Expensive - More expensive</li><li>• Big - Bigger</li><li>• Small - Smaller</li><li>• Good - Better</li><li>• Bad - Worse</li></ul> <p>Examples:</p> <ul style="list-style-type: none"><li>• This shirt is cheaper than that one.</li><li>• These shoes are more expensive.</li><li>• This jacket is better quality.</li></ul>	<p><i>Superlative (the most of all):</i></p> <ul style="list-style-type: none"><li>• Cheap - The cheapest</li><li>• Expensive - The most expensive</li><li>• Good - The best</li><li>• Bad - The worst</li></ul> <p>Examples:</p> <ul style="list-style-type: none"><li>• This is the cheapest option.</li><li>• That's the best deal!</li></ul>
--	--

### EXERCISE 1: COMPLETE

**You:** Excuse me, how \_\_\_\_\_ is this jacket?

**Salesperson:** It's \$80.

**You:** Do you have it in a \_\_\_\_\_ size?

**Salesperson:** Yes, what size do you need?

**You:** Medium, please. Can I \_\_\_\_\_ it on?

**Salesperson:** Of course! The fitting room is over there.

(After trying it on)

**You:** I'll \_\_\_\_\_ it. Do you accept credit \_\_\_\_\_?

**Salesperson:** Yes, we do.

### EXERCISE 2: COMPARE PRICES

Look at these prices and make comparisons:

Shirt A: \$25

Shirt B: \$40

Shirt C: \$15

Write:

1. Shirt A is \_\_\_\_\_ than Shirt B.
2. Shirt C is the \_\_\_\_\_.
3. Shirt B is \_\_\_\_\_ than Shirt C.
4. Shirt B is the \_\_\_\_\_.
5. Which shirt is the best value? \_\_\_\_\_

### EXERCISE 3: SHOPPING ROLE-PLAY

Practice with a partner:

<p>Person A (Salesperson):</p> <ul style="list-style-type: none"><li>• Greet the customer</li><li>• Ask how you can help</li><li>• Show products</li><li>• Mention prices</li><li>• Suggest alternatives</li></ul>	<p>Person B (Customer):</p> <ul style="list-style-type: none"><li>• Ask about sizes/colors</li><li>• Ask about prices</li><li>• Ask to try on clothes</li><li>• Decide to buy or not</li><li>• Ask about returns</li></ul>
--	--

### HOMEWORK

1. Learn clothing and shopping vocabulary (25 words)
2. Practice asking for different sizes and colors
3. Write about your favorite clothing store and why you like it

## TOPIC 10: GROCERY SHOPPING

By the end of this lesson, you'll be able to shop for groceries, ask about products, and understand quantities and measurements.

### KEY VOCABULARY

Supermarket:



Food Items:



### USEFUL PHRASES

- Where can I find...?
- Do you have...?
- How much per pound/kilo?
- I need a bag, please
- Paper or plastic?
- Do you have a loyalty card?
- Is this organic?
- When does this expire?

### ESSENTIAL GRAMMAR

#### Countable vs Uncountable Nouns

<i>Countable (can be counted):</i> <ul style="list-style-type: none"><li>• An apple, two apples, three apples</li><li>• A banana, some bananas</li></ul> Use: How many...?	<i>Uncountable (cannot be counted individually):</i> <ul style="list-style-type: none"><li>• Milk, water, bread, rice, cheese</li><li>• Some milk, a lot of water</li></ul> Use: How much...?
--	---

#### Examples:

- How many apples do you need? - Three apples.
- How much milk do we have? - Two liters.

#### Quantities:

- A bottle of water
- A carton of milk
- A loaf of bread
- A pound of meat
- A bag of flour
- A jar of jam

### EXERCISE 1: SHOPPING LIST

Write your shopping list using quantities:

Example: 2 bottles of water, 1 loaf of bread, 3 pounds of chicken



1. \_\_\_\_\_
2. \_\_\_\_\_
3. \_\_\_\_\_
4. \_\_\_\_\_
5. \_\_\_\_\_
6. \_\_\_\_\_
7. \_\_\_\_\_
8. \_\_\_\_\_

### EXERCISE 2: AT THE SUPERMARKET

Complete:

You: Excuse me, where can I \_\_\_\_\_ the milk?

Employee: The dairy section is in aisle 3.

You: Thank you. And do you \_\_\_\_\_ organic eggs?

Employee: Yes, they're in the same aisle.

You: Great! How \_\_\_\_\_ are they?

Employee: \$5.99 per dozen.

You: Perfect, I'll take one.

### EXERCISE 3: COUNTABLE OR UNCOUNTABLE?

Classify these foods:

Countable: \_\_\_\_\_

Uncountable: \_\_\_\_\_

Words: apple, water, banana, rice, egg, cheese, tomato, milk, bread, orange, butter, potato, coffee, carrot, sugar, onion

### HOMEWORK


1. Learn 10 grocery vocabulary words
2. Write a shopping list for a week
3. Practice asking where items are in a supermarket

## TOPIC 11: TALKING ABOUT FAMILY

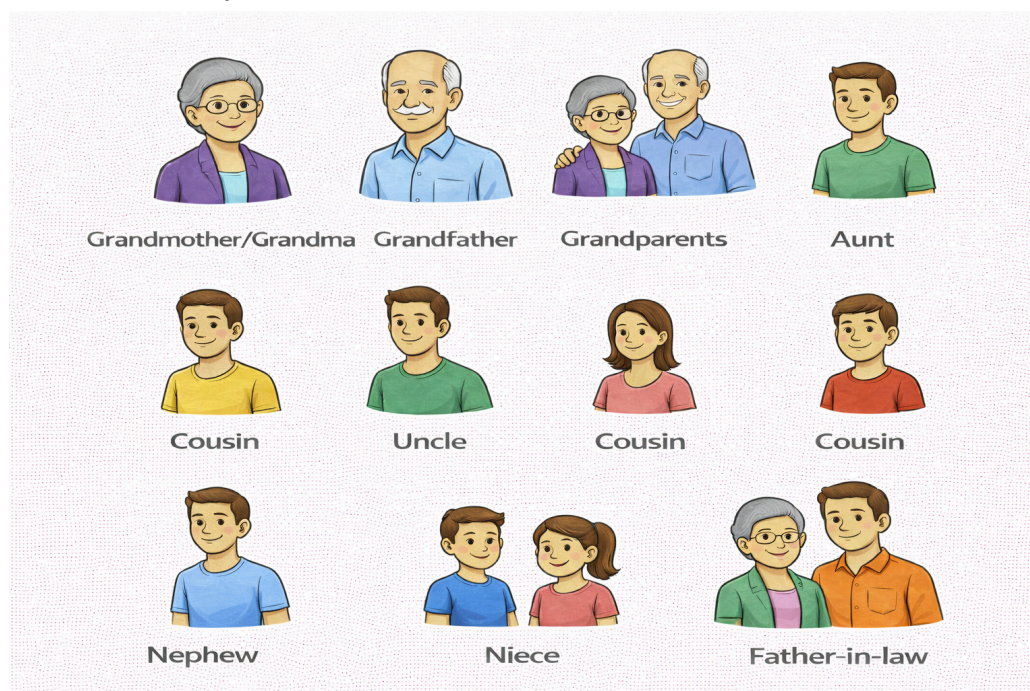
By the end of this lesson, you'll be able to talk about your family, describe family relationships, and share information about family members.

### KEY VOCABULARY

Immediate Family:



Extended Family:



### USEFUL PHRASES

- I have...
- I don't have...
- My [family member] is...
- He/She is [age] years old
- He/She works as...
- We are very close
- I look like my...
- I get along well with...
- My family is important to me

### ESSENTIAL GRAMMAR

#### Possessive Adjectives

My Your His Her Our Their	Examples: <ul style="list-style-type: none"><li>• This is my mother.</li><li>• Her name is Ana.</li><li>• Our family is big.</li><li>• Their children are very young.</li></ul>
--	---

#### Possessive 's

To show possession:

- John's sister
- My mother's name
- The children's toys
- Maria's husband

### EXERCISE 1: COMPLETE WITH POSSESSIVES

1. This is \_\_\_\_\_ (my/I) brother. \_\_\_\_\_ (His/He) name is Carlos.
2. \_\_\_\_\_ (Our/We) parents live in Madrid.
3. What's \_\_\_\_\_ (your/you) sister's name?
4. \_\_\_\_\_ (Their/They) children are 5 and 7 years old.
5. \_\_\_\_\_ (Her/She) husband is a doctor.

6. Where do \_\_\_\_\_ (your/you) grandparents live?

7. \_\_\_\_\_ (My/I) family loves to travel together.

### EXERCISE 2: DESCRIBE YOUR FAMILY

Write 8-10 sentences about your family:

Example:

I have two brothers and one sister.

My father's name is Pedro. He's 55 years old.

He works as an engineer.

My mother is a teacher.

I'm very close to my grandmother.

My family is very important to me.

We like to have dinner together on Sundays.

My siblings and I get along well.

### EXERCISE 3: FAMILY TREE

Draw your family tree and present your family:

"This is my family tree. At the top are my grandparents..."

Include:

- Names
- Ages
- Professions
- One characteristic of each person
- Relationships between family members

### HOMEWORK

1. Learn all family vocabulary (25 words)
2. Write a paragraph about each family member
3. Practice describing family relationships
4. Prepare to present your family tree



### TOPIC 12: HOBBIES AND FREE TIME

By the end of this lesson, you'll be able to talk about your hobbies, free time activities, and favorite pastimes.

#### KEY VOCABULARY

Common Hobbies:



#### USEFUL PHRASES

- In my free time, I...
- I enjoy...
- I like to...
- I love...
- I'm interested in...
- My hobby is...
- I spend my weekends...
- When I have time, I...
- I'm passionate about...
- I'm good at...
- I'm learning to...

### ESSENTIAL GRAMMAR

#### Verbs with -ING (Gerund)

When a verb acts as a noun (after like, love, enjoy):

#### Like/Love/Enjoy + VERB-ING

- I like reading.
- She loves cooking.
- They enjoy swimming.

Forming the -ING:

- play → playing
- read → reading
- swim → swimming (double the consonant)
- dance → dancing (drop the 'e')
- run → running (double the consonant)

Examples:

- I enjoy playing tennis on weekends.
- She's interested in learning photography.
- We love traveling to new places.

### EXERCISE 1: FORM THE GERUND

Write the -ING form of these verbs:

1. cook - \_\_\_\_\_
2. run - \_\_\_\_\_
3. write - \_\_\_\_\_
4. take (photos) - \_\_\_\_\_
5. watch - \_\_\_\_\_
6. play - \_\_\_\_\_
7. listen - \_\_\_\_\_
8. travel - \_\_\_\_\_
9. paint - \_\_\_\_\_
10. read - \_\_\_\_\_

## EXERCISE 2: TALK ABOUT YOUR HOBBIES

Complete these sentences about yourself:

1. In my free time, I enjoy \_\_\_\_\_.
2. I love \_\_\_\_\_.
3. I'm interested in \_\_\_\_\_.
4. On weekends, I like \_\_\_\_\_.
5. My favorite hobby is \_\_\_\_\_.
6. I don't like \_\_\_\_\_.
7. I want to start \_\_\_\_\_.
8. When I have time, I \_\_\_\_\_.

## EXERCISE 3: INTERVIEW

Ask a partner about their hobbies:

1. What do you like to do in your free time?
2. Do you enjoy reading? What kind of books?
3. What's your favorite sport?
4. Do you prefer indoor or outdoor activities?
5. What hobby would you like to try?
6. How often do you practice your hobbies?
7. Who do you do your hobbies with?

Then present their hobbies: "My partner enjoys..."

## HOMEWORK

1. Learn 20 hobby vocabulary words
2. Write about your favorite hobby (why you like it, when you started, how often you do it)
3. Find someone who shares your hobby and practice talking about it

### TOPIC 13: JOB INTERVIEW BASICS - PART 1

By the end of this lesson, you'll be able to introduce yourself in a job interview, answer basic questions, and talk about your experience.

#### KEY VOCABULARY

Interview Terms:



#### USEFUL PHRASES

Common Interview Questions:

- Tell me about yourself
- Why do you want this job?
- What are your strengths?
- What are your weaknesses?
- Where do you see yourself in 5 years?
- Why should we hire you?
- What's your greatest achievement?
- Do you have any questions for us?



Responses:

- I have experience in...
- I'm skilled at...
- I'm a hard worker
- I'm a team player
- I'm detail-oriented
- I learn quickly

### ESSENTIAL GRAMMAR

#### Present Perfect for Experience

Have/Has + Past Participle

Used to talk about work experience:

- I have worked in sales for 5 years.
- She has managed a team of 10 people.
- Have you ever worked with clients?
- I have experience in customer service.

#### Common Past Participles:

- work → worked
- manage → managed
- lead → led
- be → been
- do → done
- have → had
- develop → developed
- create → created

### EXERCISE 1: ANSWER COMMON QUESTIONS

Prepare your answers:

1. Tell me about yourself.

Your answer: \_\_\_\_\_

2. Why do you want to work here?

Your answer: \_\_\_\_\_

3. What are your strengths?

Your answer: \_\_\_\_\_

4. What are your weaknesses?

Your answer: \_\_\_\_\_

5. Where do you see yourself in 5 years?

Your answer: \_\_\_\_\_

### EXERCISE 2: DESCRIBE YOUR EXPERIENCE

Write about your experience using Present Perfect:

Example:

I have worked as a teacher for 3 years.

I have taught English to adults and children.

I have developed lesson plans and materials.

I have also trained new teachers.

Your turn:

1. I have worked \_\_\_\_\_

2. I have \_\_\_\_\_

3. I have experience in \_\_\_\_\_

4. I have also \_\_\_\_\_

### EXERCISE 3: INTERVIEW ROLE-PLAY

Practice a complete interview:

Interviewer: "Good morning. Please, have a seat."

You: \_\_\_\_\_

Interviewer: "Tell me about yourself."

You: \_\_\_\_\_

Interviewer: "Why are you interested in this position?"

You: \_\_\_\_\_

Interviewer: "What are your greatest strengths?"

You: \_\_\_\_\_

Interviewer: "Do you have any questions for me?"

You: \_\_\_\_\_

### HOMEWORK

1. Prepare answers to 10 common interview questions
2. Practice your self-introduction
3. Research a company you'd like to work for and write why

## TOPIC 14: JOB INTERVIEW ADVANCED - PART 2

By the end of this lesson, you'll be able to answer difficult interview questions, negotiate salary, and ask smart questions to the interviewer.

### KEY VOCABULARY

Advanced Terms:



Teamwork




Leadership



Problem-solving



Deadline



Project management



Communication skills



Adaptability



Initiative



Professional development



Communication skills



Adaptability



Work-life balance



Professional development



Work-life balance



Company culture



Growth opportunities

### USEFUL PHRASES

Answering Difficult Questions:

- That's a great question...
- In my previous role...
- For example...
- As a result...
- I learned that...
- One situation that comes to mind...



Asking Questions:

- What does a typical day look like?
- What are the growth opportunities?
- What's the company culture like?
- What are the next steps?
- When can I expect to hear back?
- What are the biggest challenges in this role?

### ESSENTIAL GRAMMAR

STAR Method for Answers

Situation

Task

Action

Result

Example:

Q: "Tell me about a time you solved a difficult problem."

A: "In my previous job (Situation), we had a major client complaint (Task). I organized a meeting with the team (Action), and we resolved the issue within 24 hours. The client was satisfied and renewed their contract (Result)."

### EXERCISE 1: BEHAVIORAL QUESTIONS

Answer using the STAR method:

1. Tell me about a time you worked in a team.

S: \_\_\_\_\_

T: \_\_\_\_\_

A: \_\_\_\_\_

R: \_\_\_\_\_

2. Describe a challenge you faced at work.

S: \_\_\_\_\_

T: \_\_\_\_\_

A: \_\_\_\_\_

R: \_\_\_\_\_

3. Give an example of when you showed leadership.

S: \_\_\_\_\_

T: \_\_\_\_\_

A: \_\_\_\_\_

R: \_\_\_\_\_

### EXERCISE 2: SALARY NEGOTIATION

Practice these responses:

Interviewer: "What are your salary expectations?"

Option 1: "Based on my research and experience, I'm looking for a salary in the range of [X] to [Y]."

Option 2: "I'm more interested in finding the right fit. What's the salary range for this position?"

Option 3: "I'm flexible. Can you tell me more about the complete compensation package?"

Practice with a partner and discuss which approach feels most comfortable.

### EXERCISE 3: YOUR QUESTIONS FOR THE INTERVIEWER

Prepare 5 smart questions:

1. About the role: \_\_\_\_\_

2. About the team: \_\_\_\_\_

3. About company culture: \_\_\_\_\_

4. About growth: \_\_\_\_\_

5. About next steps: \_\_\_\_\_

Remember: Good questions show you're genuinely interested and did your research.

### HOMEWORK

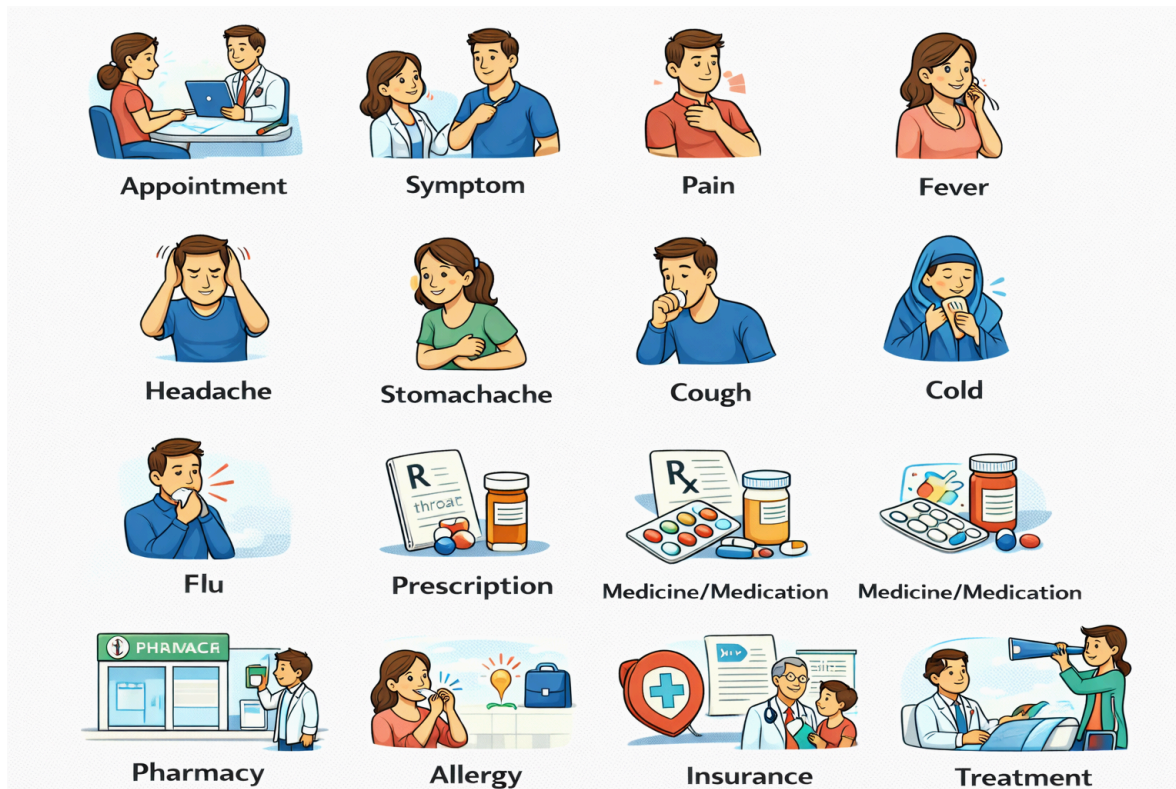
1. Practice STAR method responses for 5 different scenarios
2. Research salary ranges for your target position
3. Record yourself answering interview questions and watch it back

## TOPIC 15: AT THE DOCTOR'S

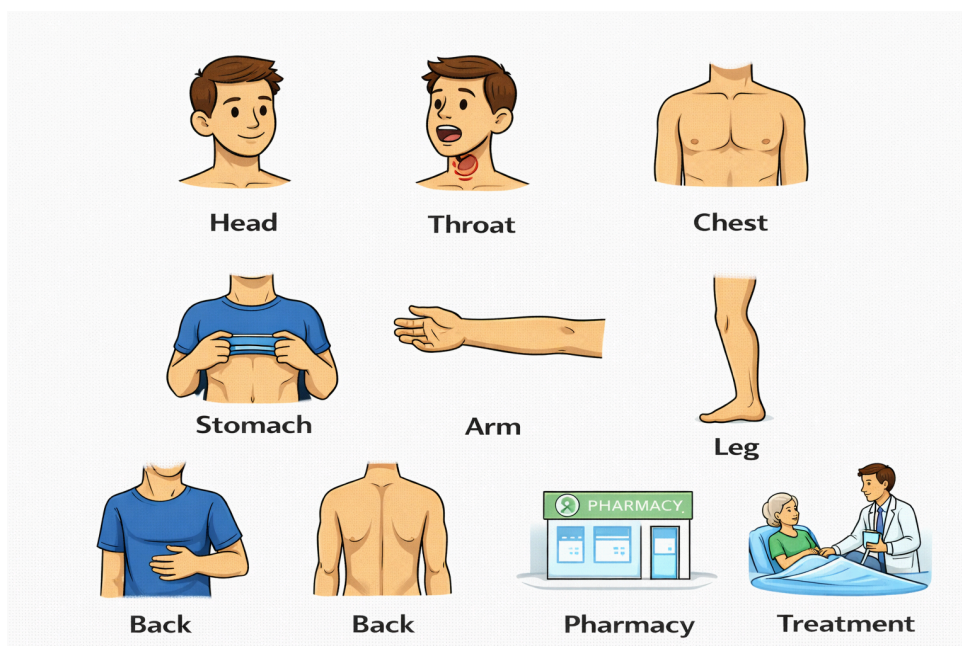
By the end of this lesson, you'll be able to describe symptoms, make medical appointments, and understand doctor's instructions.

### KEY VOCABULARY

Medical Terms:



Body Parts:





### USEFUL PHRASES

- I need to make an appointment
- I don't feel well
- I have a headache
- It hurts here
- How long have you had these symptoms?
- Take this medicine twice a day
- I'm allergic to...
- Do I need a prescription?
- When should I come back?
- How much will this cost?

### ESSENTIAL GRAMMAR

Present Perfect Continuous for Duration

Have/Has been + VERB-ING

Used for symptoms that continue:

- I've been feeling sick for three days.
- She's been coughing since Monday.
- How long have you been having this pain?

Difference with Present Perfect:

- I have had a headache. (at some point)
- I've been having headaches. (repeatedly, continues)

Examples:

- I've been feeling tired lately.
- He's been having trouble sleeping.
- How long have you been experiencing these symptoms?

### EXERCISE 1: MAKE AN APPOINTMENT

Complete the dialogue:

Receptionist: Good morning, Dr. Smith's office.

You: Hello, I'd like to make an \_\_\_\_\_ please.

Receptionist: What's the reason for your visit?

You: I've been \_\_\_\_\_ a fever and headache.

Receptionist: How long have you had these \_\_\_\_\_?

You: For about three days.

Receptionist: Can you come in tomorrow at 2 PM?

You: Yes, that works. Thank you.

### EXERCISE 2: DESCRIBE YOUR SYMPTOMS

Write how you would describe these problems:

1. You have a bad headache for 2 days:

\_\_\_\_\_

2. Your stomach hurts and you feel nauseous:

\_\_\_\_\_

3. You've been coughing and have a sore throat:

\_\_\_\_\_

4. You have a fever of 38°C:

\_\_\_\_\_

5. Your back has been hurting for a week:

\_\_\_\_\_

### EXERCISE 3: AT THE DOCTOR'S OFFICE

Role-play:

Doctor: "What brings you in today?"

You: \_\_\_\_\_

Doctor: "Where does it hurt?"

You: \_\_\_\_\_

Doctor: "How long have you been feeling this way?"

You: \_\_\_\_\_

Doctor: "Are you allergic to any medications?"

You: \_\_\_\_\_

Doctor: "I'm going to prescribe..."

You: \_\_\_\_\_

## **HOMEWORK**

1. Learn 25 medical vocabulary words
2. Practice describing common illnesses
3. Write about a time you visited the doctor in English

## TOPIC 16: EMERGENCY SITUATIONS

By the end of this lesson, you'll be able to ask for help in emergencies, report problems, and communicate with emergency services.

### KEY VOCABULARY

Emergency Terms:



### USEFUL PHRASES

General Emergencies:

- Call 911! (US) / Call 112! (Europe)
- I need help!
- There's been an accident
- Someone is hurt
- It's an emergency
- Please hurry!

Location:

- I'm at...
- The address is...
- Near the...
- On the corner of...
- By the...

Describing the Situation:

- There's a fire
- Someone is injured
- I need an ambulance
- I witnessed a robbery
- A child is lost

### ESSENTIAL GRAMMAR

Imperatives for Emergencies

VERB + complement (giving orders/instructions)

- Call an ambulance!
- Don't move!
- Stay calm!
- Get help!
- Stop!
- Wait here!
- Call the police!
- Hurry!

Negatives:

Don't + VERB

- Don't panic!
- Don't touch anything!
- Don't leave!
- Don't worry!



### EXERCISE 1: EMERGENCY CALL

Complete:

Operator: 911, what's your emergency?

You: There's been an \_\_\_\_\_!

Operator: What happened?

You: A car \_\_\_\_\_ on Main Street.

Operator: Is anyone \_\_\_\_\_?

You: Yes, two people are hurt.

Operator: What's your exact \_\_\_\_\_?

You: 123 Main Street, near the bank.

Operator: Help is on the way. Stay \_\_\_\_\_!

### EXERCISE 2: REPORT THESE SITUATIONS

Write what you would say in each situation:

1. You see a fire in a building:

---

2. Someone is having a heart attack:

---

3. You witness a robbery:

---

4. A child is lost:

---

5. There's a car accident:

---

### EXERCISE 3: EMERGENCY ROLE-PLAYS

Practice these scenes:

Scene 1: Call an ambulance

- Say what happened

- Give your location
- Describe the injured person
- Answer the operator's questions

Scene 2: Report a robbery to police

- When it happened
- What was stolen
- Description of the thief
- Where you are now

Scene 3: Ask for help when lost

- Explain you're lost
- Describe where you are
- Ask for directions
- Request help

Scene 4: Alert about a fire

- Where the fire is
- How big it is
- If anyone is inside
- Your current location

### **HOMEWORK**

1. Learn emergency vocabulary (20 words)
2. Memorize important emergency phrases
3. Practice calling 911 with different scenarios (with a partner)